


















## Red / Orange Base EYFS Medium term planning Spring 1

TOPIC : Who is your superhero?		Focus:		PSED UW CL		EVENTS-	
	<b>Week 1</b>  08.01.24 Superhero day!!	<b>Week 2</b>  15.01.24	<b>Week 3</b> 22.01.24 Emergency services museum?? Pounds park? 23 <sup>rd</sup> Handwriting day 25 <sup>th</sup> Burns Night	<b>Week 4</b>  29.01.24 Story telling week  Start to learn superman dance... class assembly?	<b>Week 5</b>  05.02.24 Safer internet day	Week 6	N/A
<b>School Value</b>	Try new things Do your best						
<b>UW</b>	<ul style="list-style-type: none"> <li>Comment on images of familiar situations in the past. Compare characters from stories including figures from the past. <b>Be able to talk about historical figures from the past – real life superheroes!</b></li> <li>To talk about Chinese New Year. <b>Recognise some similarities and differences between life in this country and life in other countries.</b> To know that there are many countries around the world. To know where we live and celebrate our local environment.</li> <li>Describe what they see and hear and feel on seasonal walks. <b>Changing states of matter</b> – water becoming ice, snow melting.</li> </ul>						
<b>FOREST SCHOOL</b> - superhero training PSED, CL, UW	Wednesday  <i>How has our garden changed? How can I overcome a challenge?</i>	Wednesday  <i>Where does ice / snow go? How can we join materials in the garden?</i>	Wednesday  <i>How can we make a miniature playground?</i>	Wednesday  <i>How can we make a miniature playground?</i>	Wednesday  <i>How can we help each other?</i>	N/A	N/A.
<b>PSED</b>	<ul style="list-style-type: none"> <li>Set and work towards simple goals.</li> <li>Show resilience and perseverance in the face of a challenge.</li> <li>Identify and moderate own feelings socially and emotionally.</li> <li>Display confidence to try new activities.</li> </ul>						
<b>Topic</b>	What makes a superhero?	Do superheroes exist in real life?  	Were there superheroes in the past? Supt John Charles Pound	If you were a superhero, where would you go?	How can I be a real life superhero?	N/A	N/A
<b>PSED Circle Time</b>	Jigsaw - Dreams and Goals I understand that if I persevere I can tackle challenges	Jigsaw - Dreams and Goals I can tell you about a time I didn't give up until I achieved my goal	Jigsaw - Dreams and Goals I can set a goal and work towards it	Jigsaw - Dreams and Goals I can use kind words to encourage people	Jigsaw - Dreams and Goals I understand the link between what I learn now and the job I might like to do when I'm older		

<p><b>CL</b></p>	<ul style="list-style-type: none"> <li>• Articulate ideas and thoughts in well-formed sentences.</li> <li>• Connect one idea or action to another using a range of connectives.</li> <li>• Engage in non-fiction books.</li> <li>• Listen to and talk about selected non-fiction to develop a deep familiarity with new knowledge and vocabulary regarding different places around the world.</li> <li>• <b>Express ideas and feelings about experiences using full sentences, and begin to use past, present and future tenses with increasing accuracy.</b></li> </ul>						
<p><b>Lit - comp</b></p>	<ul style="list-style-type: none"> <li>• To identify key vocabulary and discuss the meaning.</li> <li>• Retell key parts of a story using a story map prompt.</li> <li>• <b>Begin making predictions about what will happen next.</b></li> <li>• Identify who the author and illustrator of the story are.</li> </ul>						
<p><b>English</b> (Literacy/ Communication and Language)  <b>See</b> <b>weekly</b> <b>planning</b>  <b>Writing</b> <b>area</b></p>	<p><b>Story: Supertato</b></p>  <p>Rhymes and songs: <b>I'm a Superhero</b> (to the tune of "I'm a little teapot") <a href="https://learnenglishkids.britishcouncil.org/listen-watch/songs/amazing-superheroes">https://learnenglishkids.britishcouncil.org/listen-watch/songs/amazing-superheroes</a></p> 	<p><b>Story: Superworm</b></p>  <p>Rhymes and songs: <b>If you're super and you know it, How to be a superhero, Yucky worms, super worm chant</b></p> <p>Drawing worms- pencil control.</p>	<p><b>Story: Superheroes don't get scared... or do they?</b></p>  <p>Rhymes and songs: <a href="https://www.bbc.co.uk/cbeebies/watch/cbeebies-house-if-i-could-be-a-superhero">https://www.bbc.co.uk/cbeebies/watch/cbeebies-house-if-i-could-be-a-superhero</a> <u>How to be a superhero</u></p>	<p><b>Story: Even superheroes have bad days</b></p>  <p>Rhymes and songs: <b>If I was a superhero (rhyme), Five superheroes, Superman (Black Lace)</b></p>	<p><b>Story: Super Daisy</b></p>  <p>Rhymes and songs. <b>The superhero parade, 1-10 Super Song</b></p>	<p>N/A</p>	<p>N/A</p>
<p><b>Phonics</b>  <b>Lit - writing / PD</b></p>	<p><b>See separate weekly planning.</b></p> <ul style="list-style-type: none"> <li>• Segment and write longer words.</li> <li>• Write some short captions labels and sentences with adult support.</li> </ul> <p><b>Phase 3 sounds</b> ai, ee, igh, oa, oo, oo, ar, or, ur, ow, oi, ear, air, er,</p> <p>Words with double letters; dd, mm, tt, bb, rr, gg, pp, ff</p> <p>Longer words</p> <p><b>Tricky words:</b> was, you, they, my, by, all, are, sure, pure</p>						

Get set 4 PE – Dance Unit 1							
<b>PD</b> <b>- Gross</b>	<ul style="list-style-type: none"> <li>I can negotiate space safely with consideration for myself and others.</li> <li>I am confident to try new challenges and perform in front of others.</li> <li>I use movement skills with developing strength, balance and co-ordination showing increasing control and grace.</li> <li>I follow instructions involving several ideas or actions.</li> <li>I can combine movements, selecting actions in response to the task.</li> <li>I show respect towards others when providing feedback.</li> </ul>						
<b>Outdoor focus activity</b> <i>Focus - PD</i> <i>positional language + pre-writing skills</i>	Creating obstacle courses		Treasure hunts			N/A	N/A
<b>PD</b> <b>- Fine</b>	<ul style="list-style-type: none"> <li>Use a tripod grip when using mark making tools.</li> <li>Hold scissors correctly and cut along a curved line.</li> <li>Write taught letters using correct formation.</li> </ul>						
<b>Creative area/ Workshop</b> <b>PD/CLL/ EAD</b>	Children to create their own super vegetable. 		Junk box modelling-creating a lair.	Create your own superhero		N/A	N/A
<b>Dough area</b> <b>PD</b> <b>Finger Gym Challenge</b> <b>PD</b>	Make supertato using a potato, pipe cleaners and fabric 	Making superworm from playdough 				N/A	N/A

<p><b>Maths</b> See weekly planning</p> <p><b>Maths area challenge</b></p>	<p>Number sense: n/a</p>  <p>WRM</p> <p>Alive in 5</p> <ul style="list-style-type: none"> <li>-introduce 0</li> <li>-find 0-5</li> <li>-subitise 0-5</li> <li>-represent 0-5</li> </ul>	<p>Number sense: n/a</p> <p>WRM Alive in 5</p> <ul style="list-style-type: none"> <li>-one more</li> <li>-one less</li> <li>-composition</li> <li>-conceptual subitising 0-5</li> </ul>	<p>Number sense: Strand 1 Bk 5 - models of 6,7,8</p> <p>WRM Growing 6,7,8</p> <ul style="list-style-type: none"> <li>-finding 6, 7 and 8</li> <li>-representing 6, 7 and 8</li> </ul>	<p>Number sense: n/a</p> <p>WRM Growing 6,7,8</p> <ul style="list-style-type: none"> <li>-one more</li> <li>-one less</li> <li>-composition of 6,7 and 8</li> <li>- make pairs (odd and even)</li> </ul>	<p>Number sense: n/a</p> <p>WRM Growing 6,7,8</p> <ul style="list-style-type: none"> <li>-double to 8 (find a double)</li> <li>-double to 8 (make a double)</li> <li>-combine 2 gps</li> <li>-conceptual subitising</li> </ul>	<p>N/A</p>	<p>N/A</p>
--	--	---	---	--	--	------------	------------

<p><b>EAD</b></p>	<ul style="list-style-type: none"> <li>• Explore different techniques for joining materials (glue, pva, masking tape, tape). Use props when role playing characters in narratives and stories.</li> <li>• Use a storyline or narrative in their play. Recount narratives with peers. Learn and perform dance routines. Move in time with the music. Listen attentively, talk about music: rhythm, pitch, pulse</li> </ul>						
<p><b>Music Expressive arts and Design</b></p>							
<p><b>Art EAD</b></p>	<p>See workshop/creative See forest school</p>		<p>Making superhero masks.</p>		<p>Making superhero masks.</p>		
<p><b>Small World / block play CL/EAD</b></p>	<p>Small world, supertato setting.</p> 	<p>Mini beasts, small world</p>  <p>From madeforkids.co.uk</p>				<p>N/A</p>	<p>N/A</p>

<b>Role Play</b> <b>CL/ EAD</b> <b>/ UW</b>	Home corner/reading area to transform into a superhero hub; capes and masks.					N/A	N/A
<b>UW</b>	<ul style="list-style-type: none"> <li>Comment on images of familiar situations in the past. Compare characters from stories including figures from the past. <b>Be able to talk about historical figures from the past – real life superheroes!</b></li> <li>To talk about Chinese New Year. <b>Recognise some similarities and differences between life in this country and life in other countries.</b> To know that there are many countries around the world. To know where we live and celebrate our local environment.</li> <li>Describe what they see and hear and feel on seasonal walks. <b>Changing states of matter</b> – water becoming ice, snow melting.</li> </ul>						
<b>Topic</b>	PSED CLL	PSED CLL	PSED CLL UW	PSED CLL UW	UW	N/A	N/A
<b>RE</b> <b>Understanding the World</b>	See topic	See topic	See topic				
<b>Computing</b> <b>Understanding the World</b>	In small groups, dress up as a superhero. Take a selfie photo with support on the chromebook and print the photo on the page to make a collage. Copy type name.	In small groups, dress up as a superhero. Take a selfie photo with support on the chromebook and print the photo on the page to make a collage. Copy type name.	In small groups, dress up as a superhero. Take a selfie photo with support on the chromebook and print the photo on the page to make a collage. Copy type name.	In small groups, dress up as a superhero. Take a selfie photo with support on the chromebook and print the photo on the page to make a collage. Copy type name.	In small groups, dress up as a superhero. Take a selfie photo with support on the chromebook and print the photo on the page to make a collage. Copy type name.		